



هيئة أبوظبي للرقمية
ABU DHABI DIGITAL AUTHORITY


20
22

Service Guide for TAMM portal

**Add and Update Previous Experiences
from Engineering Firm Projects**

DEPARTMENT OF MUNICIPALITIES AND TRANSPORT

Oct 2022





This procedure aims to enter the data of the projects that have been completed by the firm during the previous ten years to request the classification to be established, in addition to the projects being implemented. Completing the data of the previous experiences of the projects is one of the basic requirements for the purpose of classification, classification upgrade, renewal, maintaining the classification degree, or for the purpose of using these projects later.

*** In the case of the desired category for classification does not require previous experiences of projects, this procedure is not called.**

Service Link: [Add and Update Previous Experiences from Engineering Firm Projects](#)



Table of Content

Process Steps

01

PROJECT SOURCE

02

GENERAL PROJECT
DATA

03

PROJECT SCHEDULE

04

PROJECT ACTIVITIES

05

VALUE OF
COMPLETED WORKS

06

UPLOAD
DOCUMENTS

07

APPLICATION
SUMMARY

08

APPLICATION
CONFIRMATION

09

APPLICATION
CONFIRMATION

10

APPLICATION
CONFIRMATION



Table of Content

Process Steps

01

PROJECT SOURCE

02

GENERAL PROJECT
DATA

03

CONTRACT AND
IMPLEMENTATION
DETAILS

04

PROJECT DETAILS

05

PROJECT SCHEDULE

06

PROJECT ACTIVITIES

07

VALUE OF
COMPLETED WORKS

08

UPLOAD
DOCUMENTS

09

APPLICATION
SUMMARY

10

APPLICATION
CONFIRMATION



Add and Update Previous Experiences from Engineering Firm Projects

To add and update Previous Experiences from Engineering Firm Projects :

- 1- Click on the **"Overview"** button.
- 2- Click on **"Projects"** from the Control Panel
- 3- To add a project, click on the **"Add Project"** button within the project's portfolio, or

You can go directly to the search screen in the TAMM platform and search for the service under the name **"Add and Update Previous Experiences from Engineering Firm Projects"**.

The screenshot displays the TAMM platform interface. At the top, there is a navigation bar with a search icon and the TAMM logo. Below this, a horizontal menu contains several buttons: Overview, Economic Licence, Classification Registry, Practising Licence, Documents and Certificates, and Firm Violation. The 'Overview' button is highlighted with a red box and labeled with a red circle '1'. Below the navigation bar, there is a secondary menu with tabs: ALERTS, ENGINEER INVITATIONS, PROJECTS, CLASSIFICATION, CERTIFICATES, REJECTED / CANCELLED, and DRAFTS. The 'PROJECTS' tab is highlighted with a red box and labeled with a red circle '2'. Below the tabs, there is a table of projects. The table has columns for Project Number, Project Name, Start Date, End Date, Completion (%), Project Status, Assigned Status, and Actions. The table contains 8 rows of project data. At the bottom of the table, there is a red box labeled 'ADD PROJECT' with a red circle '3' pointing to it. The table data is as follows:

Project Number	Project Name	Start Date	End Date	Completion (%)	Project Status	Assigned Status	Actions
C12-2022-1003595-PMM8	1	10 Feb 2022	10 Mar 2022	0%	Waiting on Applicant	Not Assigned	⋮
C12-2021-1003595-PMM3	e	24 Mar 2020	24 Apr 2025	0%	Waiting on Applicant	Not Assigned	⋮
C12-2021-1003595-PMM7	sdfgsdfg	01 Oct 2020	01 Oct 2021	0%	Submitted	Assigned	⋮
C12-2021-1003595-PMM6	ProjectName1 Englishs	01 Oct 2020	01 Apr 2021	0%	Submitted	Assigned	⋮
C12-2021-1003595-PMM5	d	01 Apr 2021	01 Mar 2023	0%	Submitted	Assigned	⋮
C12-2021-1003595-PMM4	dd	06 Apr 2021	06 Mar 2023	0%	Submitted	Assigned	⋮
C12-2021-1003595-PMM2	test	24 Mar 2010	24 Mar 2013	0%	Submitted	Assigned	⋮
C12-2021-1003595-PMM1	project 1	01 Feb 2021	01 Feb 2025	50%	Accepted	Assigned	⋮



Add and Update Previous Experiences from Engineering Firm Projects

1- To add a project, click on the **"New Application"** button within the section of the project's portfolio.

2- If you want to follow up on the status of the request for a project that was previously entered, select a project and click on the **"Action"** button is pressed and the choice between **"Continue"**, **"View Details"** or **"Cancel Request"**.

Home > Housing & Property > Constructions > Construction Licensing and Permits

Add and Update Previous Experiences from Engineering Firm Projects

Welcome Back
Here, you can track your applications, check the status of your requests, or just skip and start a new application.

NEW APPLICATION 1

Application			
	Submitted on:	Ref. No.:	ACTION
In Progress	26 JUL 2022	C11-2022-3018002-PMM9	ACTION
Accepted	20 JUL 2022	C11-2022-3018002-PMM8	ACTION
Accepted	20 JUL 2022	C11-2022-3018002-PMM7	ACTION
Accepted	18 JUL 2022	C11-2022-3018002-PMM6	ACTION
Waiting on Applicant	01 JUL 2022	C11-2022-3018002-PMM5	ACTION

2

Continue
View Details
Cancel Request

Relevant Entity
دائرة البلديات والنقل
DEPARTMENT OF MUNICIPALITIES AND TRANSPORT

ADDRESS
Al Mamoura (B) Building, 7th Floor, Al Muroor Street, Abu Dhabi

PHONE NUMBER
800 555

WEBSITE
<https://www.dpm.gov.ae/en>

EMAIL
info@dpm.gov.abudhabi

OFFICE HOURS
Closed Opens tomorrow

SERVICE HOURS
Open 24/7

[Hide details](#)



Add and Update Previous Experiences from Engineering Firm Projects

Project Source

Project Source

The Project Source page contains three sections:

- 1- Project information
- 2- General Project Data
- 3- Contract and Implementation Data

These parts will be detailed on subsequent pages.

Project Source

Enter the project information, general project data, and contract and implementation data that is required to complete your application.

1 → **Project information**

SOURCE TYPE: DOMAIN:

PROJECT SCOPE: EXISTING PROJECT NUMBER:

2 → **General Project Data**

PROJECT COUNTRY:

PROJECT CITY (ENGLISH): PROJECT CITY (ARABIC):

PROJECT NAME (ENGLISH): PROJECT NAME (ARABIC):

OWNER NAME (ENGLISH): OWNER NAME (ARABIC):

PROJECT OWNER NATURE:

3 → **Contract and Implementation Data**

MAIN CONTRACT NUMBER: CONTRACT WORKS VALUE (AED):

CONSULTANT'S FEES IN THE PROJECT (AED): CONTRACT TYPE:

SCOPE OF WORKS: EXECUTED BY:

NEXT → [Cancel](#)

Process

- 1 Project Source
- 2 Project Details
- 3 Project Schedule
- 4 Project Activities
- 5 Value of Completed Works [Show steps](#)
- 6 Upload Documents
- 7 Application Summary
- 8 Application Confirmation

Relevant Entity

دائرة البلديات والنقل
DEPARTMENT OF MUNICIPALITIES
AND TRANSPORT

ADDRESS
Al Mamoura (B) Building, 7th
Floor, Al Muroor Street, Abu Dhabi

PHONE NUMBER
800 555

WEBSITE
<https://www.dpm.gov.ae/en>

EMAIL
info@dpm.gov.abudhabi

OFFICE HOURS
Closed Opens tomorrow

SERVICE HOURS
Open 24/7

[Hide details](#)



Project Details

1- Source Type : If the project was previously registered with the building permits (MePS) system then you have to choose **“Building Permitting System”** from the list, or you have to choose **“Manual Entry”** if the project is not registered in MePS system.

2- Domain : upon choosing the project domain the relevant activities for each choice are shown as per the Project Scope list.

The screenshot shows a 'Project information' form with several fields. Red arrows and circles highlight specific areas:

- Arrow 1 (Circle 1):** Points to the 'SOURCE TYPE' dropdown menu, which is currently set to 'Manual Entry'. The dropdown list shows 'Manual Entry' and 'Building Permitting System'.
- Arrow 2 (Circle 2):** Points to the 'DOMAIN' dropdown menu, which is currently set to 'Building'. The dropdown list shows 'Building', 'Building Maintenance and Decoration', 'Building Demolition', 'Specialized Infrastructure Projects', 'Infrastructure Projects', and 'Others'.
- Arrow 3:** Points to the 'PROJECT SCOPE' dropdown menu, which is currently set to 'Building Projects'. The dropdown list shows 'Building Projects', 'Warehouse Projects', and 'Industrial Projects'.

Other fields in the form include:

- EXISTING PROJECT NUMBER:** A text input field with the placeholder 'Enter'.
- PROJECT COUNTRY:** A dropdown menu currently set to 'United Arab Emirates'.
- EMIRATE:** A dropdown menu currently set to 'Abu Dhabi'.



Add and Update Previous Experiences from Engineering Firm Projects

General Project Data

1- If the project source type is selected **"Building Permitting System"**, the project Domain will be **"Building"** and the current project number must be entered as registered in the Building Permits System (MePS).

2- After filling the Existing Project Number, the system will validate and retrieve the project details from MePS system. If an incorrect project number is entered or not registered in the building permit system, the system will give the following message: **"Invalid Project Number"**.

* If the project source is **"manual entry"**, this data will be entered manually.

Project information

SOURCE TYPE: Building Permitting System

DOMAIN: Building

PROJECT SCOPE: Building Projects

EXISTING PROJECT NUMBER: Enter

Project information

SOURCE TYPE: Building Permitting System

DOMAIN: Building

PROJECT SCOPE: Building Projects

EXISTING PROJECT NUMBER: Invalid Project Number



Add and Update Previous Experiences from Engineering Firm Projects

General project Data

General Project Data

- 1- Project Country:** The country in which the project was executed. If the project was executed within the United Arab Emirates, the designated Emirate to be selected.
If the project was executed outside the United Arab Emirates, certificates of implementation and completion issued by the country of origin to be attached.
- 2- Project owner nature** to be selected from the list if it is (individuals-developmental entity-governmental/semi-governmental-private) and if a development entity is selected, the entity is selected from the list of development entities in the system.
- 3- Beneficiary Type:** The beneficiary of the project to be selected from the list, whether it is a government entity or a private entity.
- 4- Financier Type:** The type of entity financing the project to be selected from the list, and if it is joint financing (public-private), the percentage of government funding for the project is entered.

The screenshot displays the 'General Project Data' form with the following fields and values:

- PROJECT COUNTRY:** United Arab Emirates (indicated by annotation 1)
- EMIRATE:** Abu Dhabi
- PROJECT CITY (ENGLISH):** Abu Dhabi
- PROJECT CITY (ARABIC):** أبو ظبي
- PROJECT NAME (ENGLISH):** resort
- PROJECT NAME (ARABIC):** منتجع
- OWNER NAME (ENGLISH):** Abu Dhabi
- OWNER NAME (ARABIC):** أبو ظبي
- PROJECT OWNER NATURE:** Government/ Semi-Government (indicated by annotation 2)
- FINANCIER TYPE:** Full Government Funding (indicated by annotation 4)
- BENEFICIARY TYPE:** Government/ Semi-Government (indicated by annotation 3)



Add and Update Previous Experiences from Engineering Firm Projects

Contract and Implementation Details

Contract Implementation Data Engineering Consultant Office

- 1- **Contract Works Value:** to be entered as well as the Consultant's fees In the project.
- 2- **Contract Type:** (main consultant or sub-consultant).
in the event of choosing a sub-consultant, the subcontract agreement will be requested in the required attachments screen later.
- 3- **Scope of work:** (design - supervision - design and supervision).
- 4- **Executed by:** as per the shown list.

Contract and Implementation Data

MAIN CONTRACT NUMBER
xyz-500234

CONTRACT TYPE
Main Consultant
Main Consultant
Sub Consultant

SCOPE OF WORKS
Select
Engineering Consulting - Design
Engineering Consulting - Supervision
Engineering Consulting - Design and Supervision

CONTRACT WORKS VALUE (AED)
400000000

CONSULTANT'S FEES IN THE PROJECT (AED)
400000000

EXECUTED BY
Same Establishment
Branch Fully Owned by Main Branch (Inside Emirate of Abu Dhabi)
Branch Fully Owned by Main Branch (Outside Emirate of Abu Dhabi/Outside UAE)
Consortium of Companies
Same Establishment
Foreign Partner



Add and Update Previous Experiences from Engineering Firm Projects

Contract and Implementation Details

Contract Implementation Data

Contracting Company

- 1- **Contract Works Value:** to be entered
- 2- **Contract Type** (main contractor or sub-contractor).
- in the event of choosing a sub- contractor, the sub-contractor agreement will be requested in the required attachments screen later.
- 3- **Scope of work:** Engineering Contracting works.
- 4- **Executed by:** as per the shown list.

Contract and Implementation Data

MAIN CONTRACT NUMBER
xyz-500234

CONTRACT TYPE
Main Contractor
Main Contractor
Sub Contractor

SCOPE OF WORKS
Engineering Contracting Works

NEXT → [Cancel](#)

Police 999 | Ambulance 998 | Civil Defence

CONTRACT WORKS VALUE (AED)
400000000

EXECUTED BY
Same Establishment
Branch Fully Owned by Main Branch (Inside Emirate of Abu Dhabi)
Branch Fully Owned by Main Branch (Outside Emirate of Abu Dhabi/Outside UAE)
Consortium of Companies
Same Establishment
Foreign Partner




Add and Update Previous Experiences from Engineering Firm Projects

Project Details

In case of a building project in the Emirate of Abu Dhabi and it contains the details of the land and the location of the project, the following information to be filled;

- 1- Municipality:** The administrative boundaries of the municipality in which the project is executed (Abu Dhabi City - Al Ain City - Al Dhafra Region).
- 2- Primary land Use:** Choose primary land use from the drop-down menu as shown.
- 3- Height of the highest Building :** Enter the value of the highest building in the project in meters.



[Home](#) > [Housing & Property](#) > [Constructions](#) > [Construction Licensing and Permits](#)

Add and Update Previous Experiences from Engineering Firm Projects

Project Details

Enter the project details to proceed to the next step.

MUNICIPALITY

Abu Dhabi

SECTOR

C90

STREET NAME

Delma street

HEIGHT OF HIGHEST BUILDING (METRES)

60

ZONE

الوحدة

PLOT NUMBER

12

PRIMARY LAND USE

Commercial

Agricultural

Commercial

Educational

Governmental & Institutional Social & Cultural

Health & Educational

Industrial

Infrastructure

Recreational & Open Spaces

Recreational

Religious

←

BACK

NEXT

→


Cancel

Process

- Project Source
- Project Details
- Project Schedule
- Project Activities
- Value of Completed Works
- Upload Documents
- Application Summary
- Application Confirmation

Relevant Entity

دائرة البلديات والنقل
DEPARTMENT OF MUNICIPALITIES
AND TRANSPORT






Project Schedule screen

Project Start Date, Duration (in months) are entered and then the system automatically fills in the expected completion date.

1- In the case the project is completed, it is not possible to add variations, except adding the value of completed works only, and an official certificate of completion is required to be attached.

2- If the project is incomplete, modifications can be added to the project (scopes - batches of completed works - time period).



[Home](#) > [Housing & Property](#) > [Constructions](#) > [Construction Licensing and Permits](#)

Add and Update Previous Experiences from Engineering Firm Projects

Project Schedule

Provide the planned start date and the duration for performing the project activities. Please note that if your expected completion date has passed, you will not be able to make any further modifications to the project schedule.

PLANNED START DATE

27 April 2021

DURATION (MONTHS)

36

EXPECTED COMPLETION DATE

27 April 2024

← BACK

NEXT →

[Cancel](#)

Process

- ✓ Project Source
- ✓ Project Details
- 3** Project Schedule
- 4 Project Activities
- 5 Value of Completed Works [Show steps](#)
- 6 Upload Documents
- 7 Application Summary
- 8 Application Confirmation



Add and Update Previous Experiences from Engineering Firm Projects

Project Activities

Project Activities screen

It contains a definition of the project scopes of the main and additional works, and then the definition of the activities of each of these scopes.

Main Scope Activities: Depending on the Project Domain (building- infrastructure), the activities which can be added (selected) are the ones which are listed (registered) in the Firm record.

To add an activity, click on the **"Add Activity"** button select the activity including the value and then add the Main Scope Description in the indicated space.

Note:

**The activities of the main scope required to be provided are determined according to the nature of the project through pre-designed work rules. You can choose from your classified activities provided that they are among the activities specified in these work rules.*

Project Activities

Enter the project activities data required to proceed to the next step.

Main Scope Activities

Activity Name	Works Value (AED)	Role
No Results Found		

→ **ADD ACTIVITY**

Additional Scope Activities

Activity Name	Works Value (AED)	Role	Actions
No results found.			

Project Activities

Select the project activity from the dropdown below and enter the associated activity details.

ACTIVITY NAME

All Kind Building Projects Contracting ^

All Kind Building Projects Contracting

Electrical Contracting

Mechanical Contracting

ROLE

Enter ^

Main Contractor

Sub Contractor

ACTIVITY NAME

Select ^

Architectural Engineering Consultancy

Civil Engineering Consultancy

Consultancy of Electricity Engineering

Mechanical Engineering Consultancy

ROLE

Enter ^

Main Consultant

Sub Consultant



Add and Update Previous Experiences from Engineering Firm Projects

Project Activities

Project Activities screen

Additional Scope Activities:

After the Main Scope activities are entered, the Contractor or the Consultant can choose to add any additional scope not part of the main scope activities.

The additional scope activities are added (selected) from among the list of activities that represent the additional work in the project and not related to the nature of the project. The additional scope must be described in the provided space.

To add an activity, click on the **"Add Activity"** button select the activity including the value and then add the additional scope description in the indicated space.

Project Activities

Enter the project activities data required to proceed to the next step.

Main Scope Activities

Activity Name	Works Value (AED)	Role	Actions
All Kind Building Projects Contracting	300,000,000	Main Contractor	
Mechanical Contracting	50,000,000	Main Contractor	

ADD ACTIVITY

MAIN SCOPE DESCRIPTION

Construction of 15 story building

34/500

Additional Scope Activities

Activity Name	Works Value (AED)	Role	Actions
No results found.			

ADD ACTIVITY

Process

- Project Source
- Project Details
- Project Schedule
- Project Activities
- Value of Completed Works [Show steps](#)
- Upload Documents
- Application Summary
- Application Confirmation

Relevant Entity

دائرة البلديات والنقل
DEPARTMENT OF MUNICIPALITIES
AND TRANSPORT

ADDRESS
Al Mamoura (B) Building, 7th
Floor, Al Muroor Street, Abu Dhabi

PHONE NUMBER
800 555

WEBSITE
<https://www.dpm.gov.ae/en>

EMAIL
info@dpm.gov.abudhabi

OFFICE HOURS
Closed Opens tomorrow

SERVICE HOURS
Open 24/7



Add and Update Previous Experiences from Engineering Firm Projects





Project Activities

Contracting Company

Project Activities

Enter the project activities data required to proceed to the next step.

Main Scope Activities

Activity Name	Works Value (AED)	Role	Actions
All Kind Building Projects Contracting	200,000,000	Main Contractor	 
Electrical Contracting	100,000,000	Main Contractor	 


ADD ACTIVITY

MAIN SCOPE DESCRIPTION

Construction of 15 story building

34/500

Additional Scope Activities

Activity Name	Works Value (AED)	Role	Actions
Metal construction contracting	100,000,000	Main Contractor	 

ADD ACTIVITY

ADDITIONAL SCOPE DESCRIPTION

Building of Car parking





24/500

Engineering Consultancy

Project Activities

Enter the project activities data required to proceed to the next step.

Main Scope Activities

Activity Name	Works Value (AED)	Consultant Fees (AED)	Role	Actions
Architectural Engineering Consultancy	200,000,000	20,000,000	Main Consultant	 
Civil Engineering Consultancy	100,000,000	10,000,000	Main Consultant	 

ADD ACTIVITY

MAIN SCOPE DESCRIPTION

Engineering Consultancy services for 15 Story building

55/500

Additional Scope Activities

Activity Name	Works Value (AED)	Consultant Fees (AED)	Role	Actions
Mechanical Engineering Consultancy	100,000,000	10,000,000	Main Consultant	 

ADD ACTIVITY

ADDITIONAL SCOPE DESCRIPTION

Mechanical engineering consultancy for building Car Park

56/500



Add and Update Previous Experiences from Engineering Firm Projects

Value of Completed Works

Value of Completed Works Screen

Contracting Companies

1- Payment Details Screen:

First, enter the payment value of the completed works up to date. If the project is already completed put the full amount of the project completed work , and then move to the next screen to distribute the payments by clicking Next .

2- Payment Distribution Screen:

The same value of the completed work to be distributed on both Main Work & Additional Work.

The system automatically calculates the value of the work performed for each activity depending on the percentage of this activity from the total value of the scope and calculate the remaining value of the activity if there is previous works done on it.

Value of Completed Works
Enter the payment details associated with your project.

Fees Details 1

Total Works Payment Required	400,000,000
Payment Date	August 23, 2022
From Date	April 27, 2021

WORKS UP TO DATE OF PAYMENT

300000000

TO DATE

27 April 2023

WORK DESCRIPTION

Fifth Payment

14/100

[←](#) [BACK](#) [NEXT](#) [→](#) [Cancel](#)

Payment Distribution 2

Provide the distribution of payments received across the different project scope activities. Please note that if the distribution of payments does not match the consultant fees received to date, you will not be able to proceed further.

Value of Completed Works to be Distributed

300,000,000

Project Scopes

Name	Value	Payment Value
Main Work	350,000,000	275000000
Additional Work	50,000,000	25000000

[←](#) [BACK](#) [NEXT](#) [→](#) [Cancel](#)



Add and Update Previous Experiences from Engineering Firm Projects

Value of Completed Works

Value of Completed Works Screen Engineering Consultancy Offices

1- Payment Details Screen:

First, enter the payment value of the completed works up to date. If the project is already completed put the full amount of the project completed work, and then move to the next screen to distribute the payments by clicking Next.

2- Payment Distribution Screen:

The same value of the completed work to be distributed on both Main Work & Additional Work. The system automatically calculates the value of the work performed for each activity depending on the percentage of this activity from the total value of the scope and calculate the remaining value of the activity if there is previous works done on it.

Value of Completed Works
Enter the payment details associated with your project.

Fees Details 1

Total Fees to be Paid to the Consultant	40,000,000
Payment Date	August 23, 2022
From Date	April 27, 2021

VALUE OF FEES PAID TO CONSULTANT TO DATE OF PAYMENT (AED)

25000000

TO DATE

27 April 2023

WORK DESCRIPTION

Fifth Payment

13/500

← BACK

NEXT →

Cancel

Payment Distribution 2

Provide the distribution of payments received across the different project scope activities. Please note that if the distribution of payments does not match the consultant fees received to date, you will not be able to proceed further.

Consultant Fees Received to Date to be Distributed

25,000,000

Project Scopes

Name	Total Scope Consultant Fees	Consultant Fees for Scope Accomplished Works (AED)
> Main Work	30,000,000	20000000
> Additional Work	10,000,000	5000000

← BACK

NEXT →

Cancel



Add and Update Previous Experiences from Engineering Firm Projects

Required Documents

No	Document Name
1	Copy of the Project Contract: Required for Both Consultant and Contractor
2	Approved Summary of Bill of Quantities (BOQ) for each project detailed on its activities for which classification is required (approved by the consulting office in the case of the contractor) : Required for both consultant and contractor - only if the project has more than one activity
3	Clearance certificate from the project owner/Or the licensee authority of the project on the completion of works, or the final payment certificate: Required for both consultant and contractor - only if the project is completed
4	Last Payment Certificate for the completed works (Approved) - Required For the consultant and contractor in case the project is not finished as follows : - Required for the consultant - the certificate is approved by the owner / owner authority - Required for the contractor - the certificate is approved by the consultant
5	Project Construction permit, or approvals for the project from the licensee : - Required for the consultant - if his role is only supervision - Required for the contractor - In case the project is in progress / not closed
6	Attested Joint Venture contract detailing the nature of the activities conducted by each member of the Joint Venture, and the percentage of these activities out of the total project value : Required for both consultant and contractor - for projects implemented through Coalition of companies
7	Attested official certificates confirming that the branch is fully owned by the head office: Required for both consultant and contractor – for the projects executed by branch fully owned by the head office(inside or outside UAE)
8	Completion certificate issued by the government agencies in the country where they were executed, and duly attested: Required for both consultant and contractor - for projects implemented outside the country
9	Copy of the Subcontract project: Required for Both Consultant and Contractor - for subcontracted projects only



Add and Update Previous Experiences from Engineering Firm Projects

Upload Documents

Upload Documents screen

In order to complete to service, documents to be uploaded according to the project type and status as explained in the previous.

Note: Accepted file types are JPG, JPEG, PNG, PDF

Upload Documents

Please upload the required documents to proceed. Use the downloadable templates, if applicable.

→

Approved Summary of Bill of Quantities (BOQ), detailed on project activities (approved by the consulting office in the case of the contractor)

SELECT FILE

You can upload up to 1 files.

File types: JPG,JPEG,PNG,PDF Max. 10 MB per file

BOQ.pdf

344.73 KB

→

Copy of the Project Contract

SELECT FILE

You can upload up to 1 files.

File types: JPG,JPEG,PNG,PDF Max. 10 MB per file

The Contract.pdf

344.73 KB

→

Last Payment Certificate for the completed works - Approved

SELECT FILE

You can upload up to 1 files.

File types: JPG,JPEG,PNG,PDF Max. 10 MB per file

Certificate.pdf

344.73 KB

←

BACK

NEXT

→

Cancel

Process

✓

Project Source

✓

Project Details

✓

Project Schedule

✓

Project Activities

✓

Value of Completed Works

6

Upload Documents

7

Application Summary

8

Application Confirmation

Relevant Entity

دائرة البلديات والنقل
DEPARTMENT OF MUNICIPALITIES
AND TRANSPORT

ADDRESS
Al Mamoura (B) Building, 7th
Floor, Al Muroor Street, Abu Dhabi

PHONE NUMBER
800 555



Add and Update Previous Experiences from Engineering Firm Projects

Application Summary

Application Summary screen

All the entered data to be reviewed for verification before sending the application.

The instructions attached to the application must be read, as well as acknowledgment of the validity of the entered data **via clicking on the box indicated at the bottom** of the page so that the applicant can complete the application by pressing the send button.

All transaction details can be viewed on the next screen.

Application Summary

Please review all the details mentioned below, agree to the understanding and submit the application.

Project information

Source Type	Manual Entry
Domain	Building
Project Scope	Building Projects
Existing Project Number	255525

General Project Data

Project Country	United Arab Emirates
Emirate	Abu Dhabi
Project City (English)	Abu Dhabi
Project City (Arabic)	Abu Dhabi
Project Name (English)	resort
Project Name (Arabic)	galle
Owner Name (English)	Abu Dhabi
Owner Name (Arabic)	Abu Dhabi
Project Owner Nature	Government/ Semi-Government
Beneficiary Type	Government/ Semi-Government
Financier Type	Full Government Funding

Contract and Implementation

Main Contract Number	xpr-590024
Contract Works Value (AED)	400,000,000
Scope of Works	Engineering Contracting Works
Contract Type	Main Contractor

Project Details

Municipality	Abu Dhabi
Zone	Qiyadah
Sector	C90
Plot Number	12
Street Name	Delma street
Primary Land Use	Commercial
Height of Highest Building (Meters)	60

Project Schedule

Duration (Months)	26
Planned Start Date	April 27, 2021
Expected Completion Date	April 27, 2024

Project Scopes

Sequence Number	Scope Name	Works Value (AED)	Total Scope Consultant Fee (AED)	Consultant Fee for Scope Accomplished Works (AED)	Payment Value (AED)
1	Construction of 15-story building	300,000,000	0	0	250,000,000
2	Electrical	100,000,000	0	0	50,000,000

Process

Project Source

Project Details

Project Schedule

Project Activities

Value of Completed Works

Applied Documents

Application Summary

Application Confirmation

Relevant Entity

المجلس التنفيذي لإمارة أبوظبي
Abu Dhabi Executive Council

ADDRESS
Al Mansoura (B) Building, 7th Floor, Al Murar Street, Abu Dhabi

PHONE NUMBER
800 555

WEBSITE
<http://www.adec.gov.ae/en>

EMAIL
info@adec.gov.ae/abudhabi

OFFICE HOURS
Closed: Opens tomorrow

WORKING HOURS
Open: 24/7

<http://adec.gov.ae>

Scope Activities

Activity Name	Scope Name	Works Value (AED)	Consultant Fee for Current Work (AED)	Role
All Kind Building Projects Contracting	Main Work	300,000,000	0	Main Contractor
All Kind Building Projects Contracting	Additional Work	100,000,000	0	Main Contractor

Value of Completed Works

Value of Completed Works Up to Date of Payment	200,000,000 AED
To Date	April 27, 2022
Work Description	Fifth payment

Scope Distribution

Payment Number	Scope Number	Scope Name	Consultant Fee for Scope Accomplished Works (AED)	Scope Accomplished Works (AED)
1	1	Construction of 15-story building	0	250,000,000
1	2	Electrical	0	50,000,000

Payment Distribution

Payment Number	Scope Name	Activity Name	Consultant Fee on This Activity	Completed Works Value on This Activity
1	Construction of 15-story building	All Kind Building Projects Contracting	0	250,000,000
1	Electrical	All Kind Building Projects Contracting	0	50,000,000

Project Activities

Activity Code	Activity Name in Arabic	Activity Name (English)	Activity Value (AED)	Paid Value	Consultant Fees
4100002	بناء وتشغيل المباني التجارية والمكاتب	All Kind Building Projects Contracting	400,000,000	300,000,000	0

Documents List

Document Category	Match Status	Last Modified Date
Copy of the Project Contract	Uploaded	August 22, 2022
Last Payment Certificate for the completed works - Approved	Uploaded	August 22, 2022
Project construction permit or approvals for the project from the relevant	Uploaded	August 22, 2022

☒ I certify that I have read and understood the instructions that accompany this application and that the statements made as part of this application are true, complete, and correct and that no material information has been omitted. By checking the box below, I understand and agree that I am electronically signing and filing this application.

BACK

SUBMIT

Cancel

Page No. 22



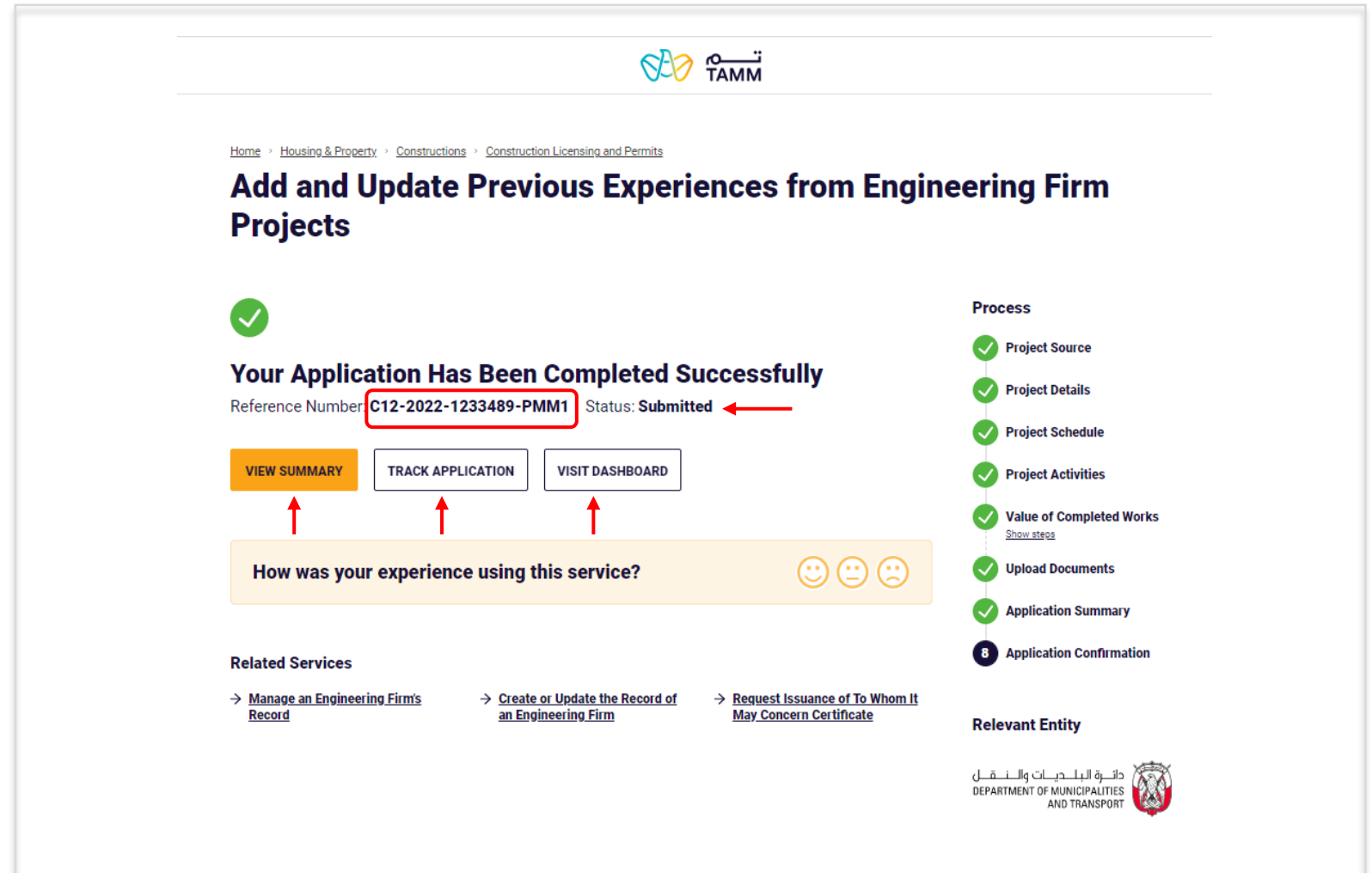
Add and Update Previous Experiences from Engineering Firm Projects

Application Confirmation

Application Confirmation screen

Upon confirmation of the successful completion of the electronic application, the transaction number appears, and a text message is sent stating that the transaction has been submitted, including the transaction number as shown.

After that, you can complete the work by going to the main control panel by pressing the “**Visit Dashboard**” button. The applicant can also view the summary or track the status of the application.



The screenshot displays the 'Add and Update Previous Experiences from Engineering Firm Projects' page. At the top, the Tamm logo and the text 'تسم' are visible. The breadcrumb trail reads: Home > Housing & Property > Constructions > Construction Licensing and Permits. The main heading is 'Add and Update Previous Experiences from Engineering Firm Projects'. A green checkmark icon is followed by the text 'Your Application Has Been Completed Successfully'. Below this, the 'Reference Number' is 'C12-2022-1233489-PMM1' (highlighted with a red box) and the 'Status' is 'Submitted' (indicated by a red arrow). Three buttons are present: 'VIEW SUMMARY' (orange), 'TRACK APPLICATION' (purple), and 'VISIT DASHBOARD' (purple). Red arrows point from the 'VIEW SUMMARY' and 'TRACK APPLICATION' buttons to a feedback section titled 'How was your experience using this service?' which includes three smiley face icons. Below the buttons, a 'Related Services' section lists three options: 'Manage an Engineering Firm's Record', 'Create or Update the Record of an Engineering Firm', and 'Request Issuance of To Whom It May Concern Certificate'. On the right, a 'Process' sidebar shows a list of steps: Project Source, Project Details, Project Schedule, Project Activities, Value of Completed Works (with a 'Show steps' link), Upload Documents, Application Summary, and 'Application Confirmation' (highlighted with a blue circle and the number 8). At the bottom right, the 'Relevant Entity' is identified as the 'Department of Municipalities and Transport' with its logo.

THANK YOU



هيئة أبوظبي للرقمية
ABU DHABI DIGITAL AUTHORITY